


### 1.4.2. Structure Feedback Received from the students (Academic 2022-23)

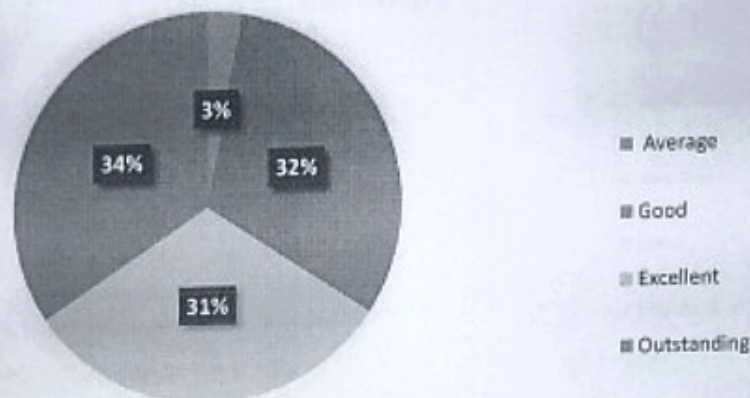
Email Address	Name of the Student	Department	Class	Year	PRN Number	AADHAR No.	Mobile No.
rathod6519@gmail.com	Rahul Namdev Rathod	Geography	M.A. II	2022-23	2018015201040405	431420704946	8007150991
gawargureknath@gmail.com	Sonali Dattatray Gawai	Geography	M.A. II	2022-23	2020015200920216	759695322941	7888163069
aratishinde1788@gmail.com	Arati ashok shinde	Geography	M.A. II	2022-23	2016015200733794	535716195282	7668377648
dipakphad2019@gmail.com	Phad Dipak Hanuman	Geography	M.A. II	2022-23	2022015201010172	655717048586	7775873534
dilipgaykwad5@gmail.com	Gayakwad dilip Govinda	Geography	M.A. II	2022-23	2022015201008633	820514243763	7066656948
amolkiwale2611@gmail.com	Amol shiwatan kiwale	Geography	M.A. II	2022-23	2019015200056684	736246111319	8459806874
karimatadvi10@gmail.com	Karima tadvi	Geography	M.A. II	2022-23	2013015200602806	475947165959	7414967244
sawtemeena@gmail.com	MEENA MADHUKAR SAWTE	Geography	M.A. I	2022-23	2008015200002016	446695324426	7218079622
satputeramesh29@gmail.com	Satpute Ramesh Munjaba	Geography	M.A. I	2022-23	2020015200068435	952357177766	9834007536
niteenhajare@gmail.com	Niteen Bhimrao Hajare	Geography	M.A. I	2022-23	2021015200946733	657200675686	9890528358
akashupsc02@gmail.com	Aakash madanrao ghule	Geography	M.A. I	2022-23	2023015200932534	5032 1179 8993	9990943095
sdrathod469@gmail.com	Ramesh Digambar Rathod	Geography	M.A. I	2022-23	2019015200224874	699682102475	9834111211
ghuleprashant2023@gmail.com	Prashant mahadev ghule	Geography	M.A. I	2022-23	2016015200519312	668776511274	9370063152
shinganejeevan1016@gmail.com	Jeevan ananda shingane	Geography	M.A. I	2022-23	2023015200932596	938091280847	8805092833
kuldipkaser120@gmail.com	Kuldip kakasaheb Kasar	Geography	M.A. II	2022-23	2018015200764783	225175752218	7083780450
balavarma 2011@gmail.com	Varma Balaprasad Asaram	Geography	M.A. I	2022-23	2023015200932573	418639417164	9579211346
dig_chavanpatil@gmail.com	Chavan Digambar Balasaheb	Geography	M.A. I	2022-23	2023015200932565	960160159685	9975646228
komalchordiya@gmail.com	Komal	Geography	M.A. I	2022-23	2020015200923002	234316112734	9373291064
dhavanrushikesh7@gmail.com	Dhavan rushikesh subhash	Geography	M.A. II	2022-23	2021015200821653	672690403960	8308159785
sableshtal0412@gmail.com	Shital laxmanrao sable	Geography	M.A. II	2022-23	2017015200271664	377544731105	8788018506
nitinmahale1023@gmail.com	Nitin mahale	Geography	M.A. II	2022-23	2022015201008641	462679551342	9307032405
aartitodkar143@gmail.com	Aarti Netaji Todkar	Geography	M.A. II	2022-23	2019015201050401	423881772990	9403935910
ramanpagare1234@gmail.com	Aniket Milind Pagare	Geography	M.A. II	2022-23	2017015200751495	530962803565	8657570005
naiksarala7@gmail.com	Naik Sarala bharti	Geography	M.A. II	2022-23	2022015201008687	715070773361	9075328392
valvim773@gmail.com	Valvi Manisha Bijala	Geography	M.A. I	2022-23	2023015200932557	290246429673	9423399269
priyankasalve314@gmail.com	Priyanka sanjay bankar	Geography	M.A. I	2022-23	2014015200178153	696483886167	8668988813
avinashbavskar2@gmail.com	Avinash Nanasahab Bavskar	Geography	M.A. I	2022-23	2016015200391491	758976119359	8379099332
deepalikharat2136@gmail.com	Dipali	Geography	M.A. II	2022-23	2018015200669133	781673057715	8855971093
Prajaktamol15@gmail.com	Prajakta madhukar upare	Geography	M.A. I	2022-23	2023015200932461	705531780646	7385056678
vdnavghare15@gmail.com	Vaishali d navghare	Geography	M.A. I	2022-23	2019015200837893	336044956048	9370123720
humashakh786@gmail.com	Huma sikandar shaikh	Geography	M.A. I	2022-23	2023015200932581	656797241799	9011774161
ganeshtupe147@gmail.com	Jayshree Digambar Pandit	Geography	M.A. II	2022-23	2022015201008664	271461214730	8208838227
gavitalisiba01@gmail.com	Gavit Alisiba Kantilal	Geography	M.A. II	2022-23	2020015200922285	633810120960	9420079162
valvikarishma98@gmail.com	Valvi karishma kisan	Geography	M.A. II	2022-23	2020015200924864	680790765362	7666283353
gholapanjali999@gmail.com	Anjali Ashokrao Gholap	Geography	M.A. II	2022-23	2016015200811687	297615870094	9112199894

  
 Head  
 Department of Geography,  
 Babasaheb Ambedkar Marathwada University  
 Aurangabad



#### 1.4.2 Structured Feedback received from the students (Academic Year 2022-23)

##### 1) The Course & Programme objectives & outcomes were clearly defined & identified?



1. We can see that the majority of responses fall into the "Outstanding" category, 34% out of 35 (100%) responses. This indicates that a significant portion of the feedback rated the clarity and identification of course and program objectives and outcomes as outstanding. The "Good" and "Excellent" categories are tied, each representing 31.5% of responses, indicating that a similar number of respondents found the clarity and identification to be either good or excellent. The "Average" category had the fewest responses, with only 3% of respondents indicating that the objectives and outcomes were clearly defined and identified to an average extent.

##### 2) Course Material were appropriate in length, high quality and up-to-date?

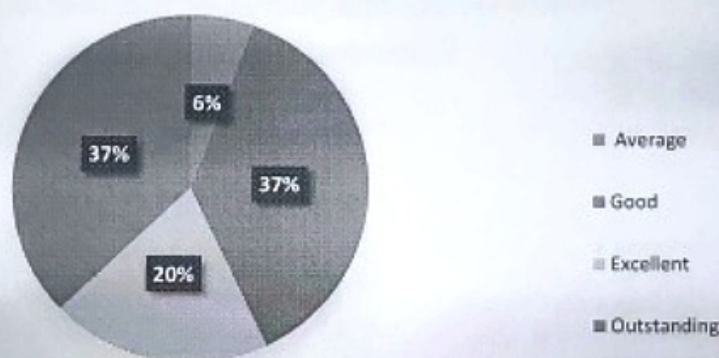


*M. K. K.*  
Head  
Department of Geography,  
Babasaheb Ambedkar Marathwada University,  
Aurangabad

From the percentages, we can see that the majority of responses fall into the "Good" and "Excellent" categories, with a smaller portion in the "Outstanding" category and the fewest in


the "Average" category. Overall, it appears that most respondents found the course material to be of good to excellent quality in terms of length, quality, and up-to-date content.

### 3) The programme provides focus on skill Development/ Employability / Entrepreneurship?



3. A significant portion, 37%, rated the program as "Outstanding," indicating that they believe it provides a strong focus on skill development, employability, and entrepreneurship. Another 37% also rated it as "Good," suggesting that they view the program positively, although not as exceptionally as those who rated it as "Outstanding." 20% rated it as "Excellent," indicating a high level of satisfaction with the program's focus on these areas. Only 6% rated it as "Average," suggesting that a small minority found the program's focus to be lacking or subpar.

### 4) The teacher used ICT tools for teaching (PPT, Videos, online lectures etc.)?

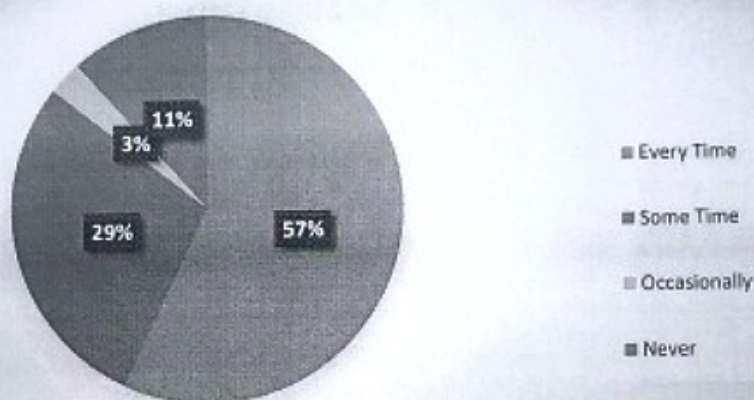


4. A significant majority, 63%, indicated that the teacher used ICT tools "Every Time" for teaching, suggesting a high level of integration of technology in the teaching process. 31%



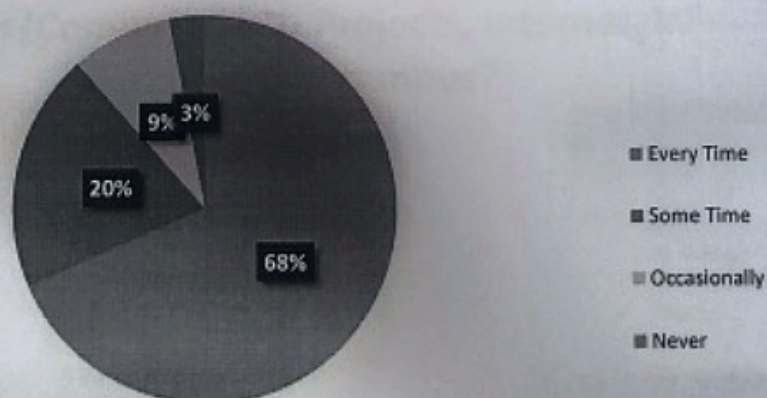
indicated that ICT tools were used "Some Time," indicating that while the teacher used these tools, it was not as consistently as the first group. 3% indicated that ICT tools were used "Occasionally," suggesting that there were few instances where these tools were employed. Another 3% indicated that ICT tools were "Never" used, indicating that a small minority of respondents did not experience the use of ICT tools in their teaching.

### 5) The teacher was fair and unbiased in examination process?



5. In the pie chart, we can see that the majority of respondents, 57%, believe that the teacher was fair and unbiased in the examination process every time. 29% of respondents feel that this was the case some time, 3% occasionally, and 11% never felt the teacher was fair and unbiased.

### 6) The teaching method was effective to achieve the objectives of the course?

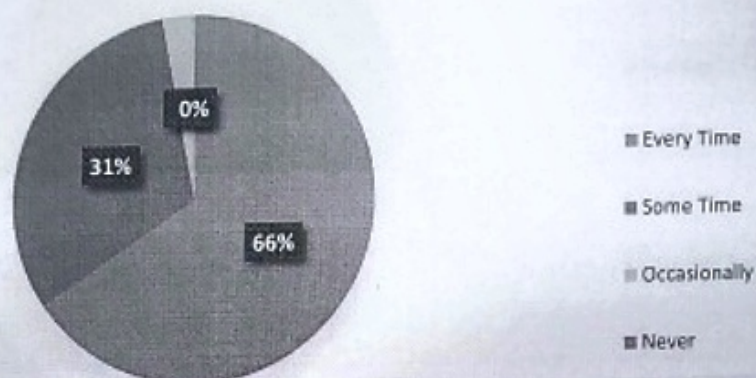


A significant majority, 68%, felt that the teaching method was effective "Every Time" in achieving the objectives of the course, indicating a high level of satisfaction with the teaching approach. 20% indicated that the teaching method was effective "Some Time," suggesting




that while it was generally effective, there were instances where it may have fallen short. 9% felt that the teaching method was effective "Occasionally," indicating that there were relatively few instances where it was successful in achieving the course objectives. Only 3% indicated that the teaching method was never effective, suggesting that a very small minority found the teaching method to be consistently ineffective in achieving the course objectives.

### 7) The teaching method allowed adequate opportunity for student participation and discussion?



7. This pie chart shows that the vast majority of respondents, 66%, believe that the teaching method allowed adequate opportunity for student participation and discussion every time. 31% of respondents feel that this was the case some time, and only 3% feel it was occasional. None of the respondents felt that the teaching method never allowed adequate opportunity for participation and discussion.

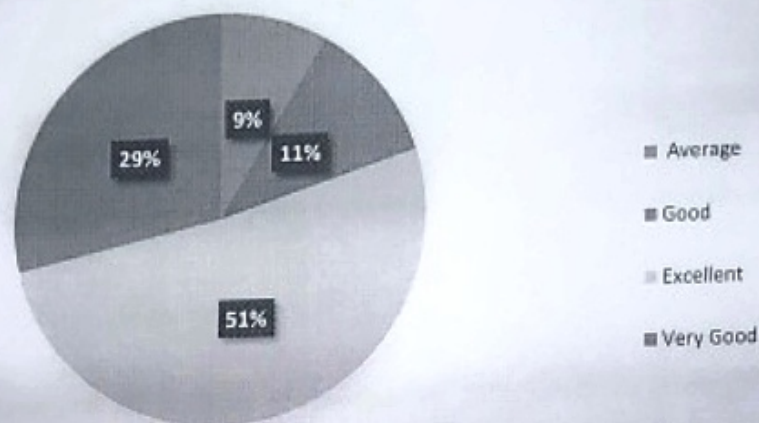
### 8) Does the Institute provides adequate ICT facilities (Computer, LCD Projects, Internet, Wi-Fi etc.) within campus?



*Handwritten signature*  
 Head  
 Department of Geography,  
 Babasaheb Ambedkar Marathwada University  
 Aurangabad

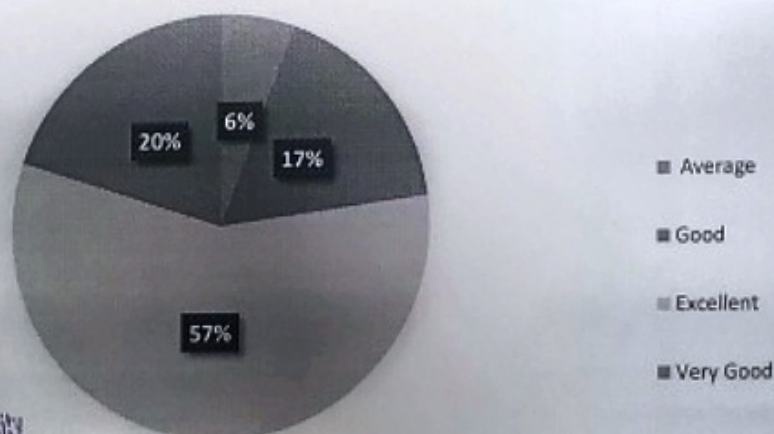
8. This pie chart shows that the majority of respondents, 57%, believe that the Institute provides excellent ICT facilities within the campus, 20% of respondents rated the facilities as good, 17% as very good, and only 6% as average.

### 9) How would you rate the Library, Infrastructure and Laboratory facilities of the University?



9. The pie chart shows that the majority of respondents, 51%, rated the facilities as excellent. 29% rated them as very good, 11% as good, and 8% as average. This indicates that a significant portion of respondents have a positive perception of the university's facilities, with a majority considering them excellent.

### 10) How would you rate the extra-curricular environment of the University?



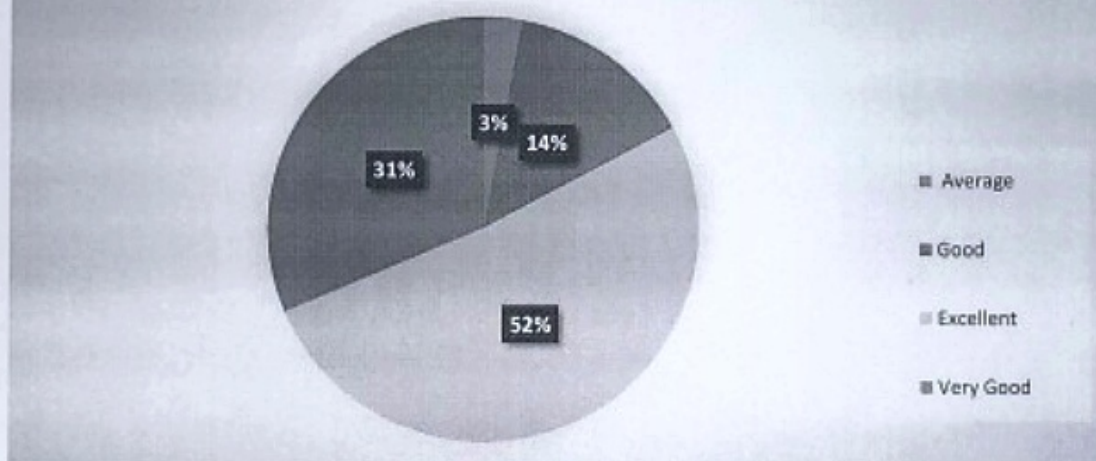
10. The pie chart shows that the majority of respondents, 57%, rated the extra-curricular environment as excellent. 20% rated it as very good, 17% as good, and 6% as average. This

Department of Geography,  
Babasaheb Ambedkar Marathwada University  
Aurangabad




indicates that a significant portion of respondents have a positive perception of the university's extra-curricular environment, with the majority considering it excellent.

**11) How do you grade the overall academic environment in the University?**



11. The pie chart shows that the majority of respondents, 52%, rated the overall academic environment as excellent. 31% rated it as very good, 14% as good, and 3% as average. This indicates that a significant portion of respondents have a positive perception of the university's overall academic environment, with the majority considering it excellent.

  
Head  
Department of Geography,  
Babasaheb Ambedkar Marathwada University  
Aurangabad

Dr. Babasaheb Ambedkar Marathwada University , Aurangabad

Department Of Fine Art


Minutes of the Departmental Committee held on 05, January 2024

Action Taken on the basis feedback for the year 2021-22

The meeting of the Departmental committee was convened on 05, January 2024 to discuss the student feedback, its analysis and to prepare a comprehensive action plan for overall enhancement in quality of teaching learning process.

The student feedback and its analysis was discussed thoroughly and its was resolved to initiate following action

- 1) The Department plan and suggest to our faculty to express course programmer objective & outcomes more cleared in further every class
- 2) The department do more develop high quality course material in next academic year.
- 3) Department suggested out teacher to use more ICT tools in teaching – learning process (PPT, videos , online lectures etc.)
- 4) Department incise & provides out ICT facility in the campus (Computer, Internet, LCD projectors, Wi-Fi etc. )
- 5) Department plan to develop our departmental library, art related infrastructure , practical studio& art gallery.
- 6) Department plan to give more our extra curricular environment in the department with organizing more relate programs


 5/1/2024  
Head Department of fine art

Signature of members of department committee

1) Dr. S. S. Ambekar.

 5.1.24

2) Dr. Gajanan Peherkar.



3) Shri Saurabh shirbhate







# Dr. Babasaheb Ambedkar Marathwada University, Aurangabad. DEPARTMENT OF FINE ART Feedback Form for Students for Academic Year : 2022-23

*(Please read the following questions carefully and choose the relevant response. Your feedback is valuable for the development of the University)*

1. Email \*

.....

2. Name of the Student

.....

3. Name of the Department

*Mark only one oval.*

☐ Applied Art (Fine Art)

☐ Painting (Fine Art)



4. Class

*Mark only one oval.*

- ☐ B.F.A. bridge Course : Applied Art
- ☐ B.F.A. bridge Course : Painting
- ☐ M.F.A. Regular Applied Art
- ☐ M.F.A. Regular Painting
- ☐ M.F.A. By Research Applied Art
- ☐ M.F.A. By Research Painting

5. Year of Admission

.....

6. PRN No.

.....

7. ADHAR Card No.

.....

8. Mobile No.

.....

9. 1) The Course & Programme objectives & outcomes were clearly defined & identified ?

*Mark only one oval.*

- ☐ Outstanding  
☐ Excellent  
☐ Good  
☐ Average

10. 2) Course Material were appropriate in length, high quality and up-to-date ?

*Mark only one oval.*

- ☐ Outstanding  
☐ Excellent  
☐ Good  
☐ Average

11. 3) The programme provides focus on skill Development/ Employability / Entrepreneurship ?

*Mark only one oval.*

- ☐ Outstanding  
☐ Excellent  
☐ Good  
☐ Average



12. 4) The teacher used ICT tools for teaching ( PPT, Videos, online lectures etc.) ?

*Mark only one oval.*

- ☐ Every Time  
☐ Some Time  
☐ Occasionally  
☐ Never

13. 5) The teacher was fair and unbiased in examination process ?

*Mark only one oval.*

- ☐ Every Time  
☐ Some Time  
☐ Occasionally  
☐ Never

14. 6) The teaching method was effective to achieve the objectives of the course ?

*Mark only one oval.*

- ☐ Every Time  
☐ Some Time  
☐ Occasionally  
☐ Never

15. 7) The teaching method allowed adequate opportunity for student participation and discussion ?

*Mark only one oval.*

- ☐ Every Time  
☐ Some Time  
☐ Occasionally  
☐ Never  
☐ Other:

16. 8) Does the Institute provides adequate ICT facilities (Computer, LCD Projects, Internet, Wi-Fi etc.) within campus ?

*Mark only one oval.*

- ☐ Excellent  
☐ Very Good  
☐ Good  
☐ Average

17. 9) How would you rate the Library, Infrastructure and Laboratory facilities of the University ?

*Mark only one oval.*

- ☐ Excellent  
☐ Very good  
☐ Good  
☐ Average



18. 10) How would you rate the extra-curricular environment of the University ?

*Mark only one oval.*

- ☐ Excellent
- ☐ Very Good
- ☐ Good
- ☐ Average

19. 11) How do you grade the overall academic environment in the University ?

*Mark only one oval.*

- ☐ Excellent
- ☐ Very Good
- ☐ Good
- ☐ Average

20. Suggestions if any.....

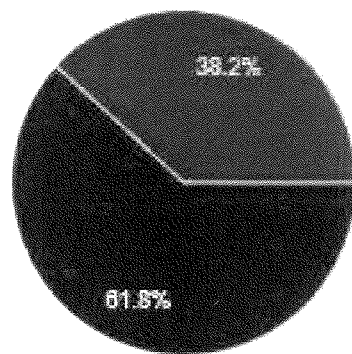
-----

This content is neither created nor endorsed by Google.

Google Forms

## Name of the Department

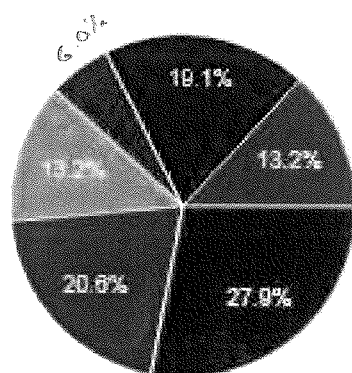
68 responses



- Applied Art (Fine Art)
- Painting (Fine Art)

## Class

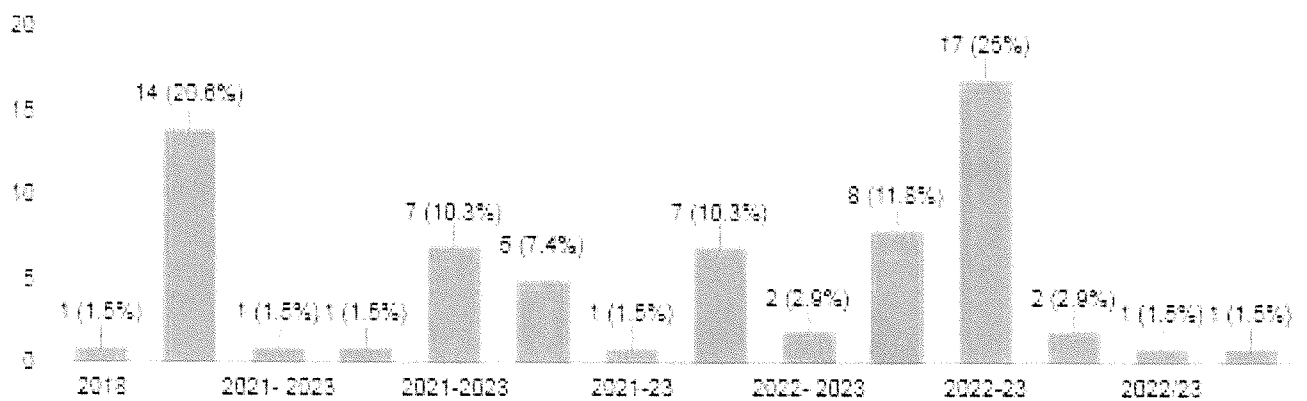
68 responses



- B.F.A. bridge Course : Applied Art
- B.F.A. bridge Course : Painting
- M.F.A. Regular Applied Art
- M.F.A. Regular Painting
- M.F.A. By Research Applied Art
- M.F.A. By Research Painting

## Year of Admission

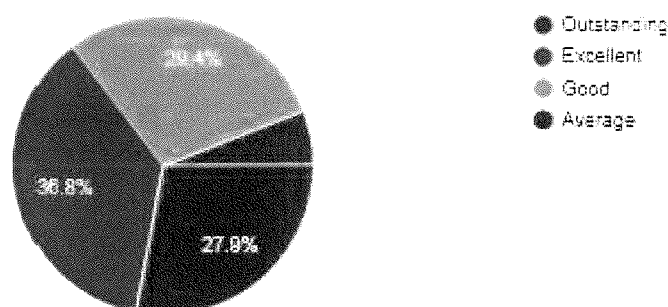
68 responses



1) The Course & Programme objectives & outcomes were clearly defined & identified ?

 Copy


68 responses



2) Course Material were appropriate in length, high quality and up-to-date ?

 Copy

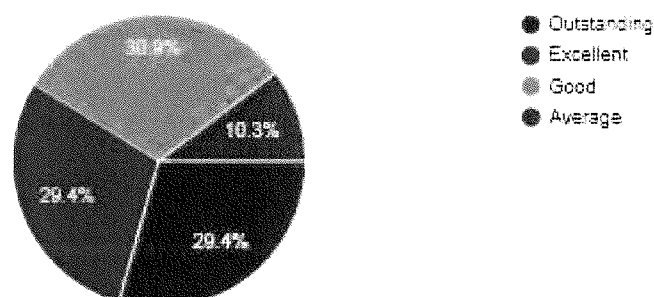
67 responses




3) The programme provides focus on skill Development/ Employability / Entrepreneurship ?

 Copy

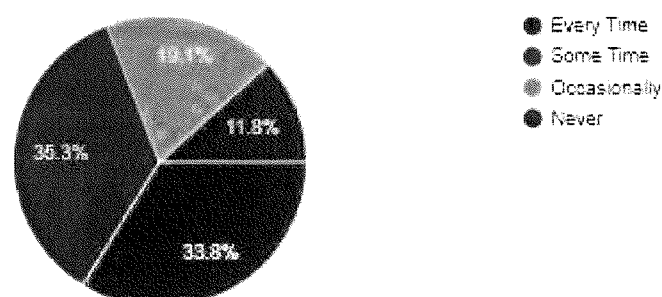
68 responses



4) The teacher used ICT tools for teaching ( PPT, Videos, online lectures etc.) ?

 Copy

68 responses

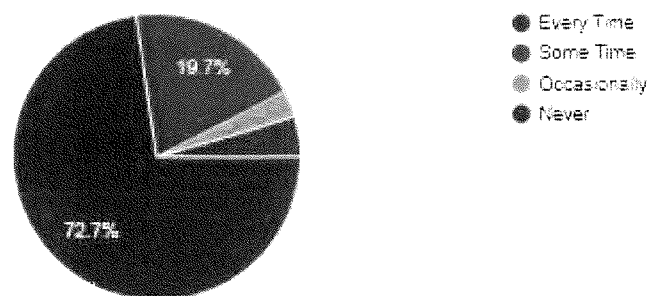





5) The teacher was fair and unbiased in examination process ?

 Copy


66 responses



6) The teaching method was effective to achieve the objectives of the course ?

 Copy

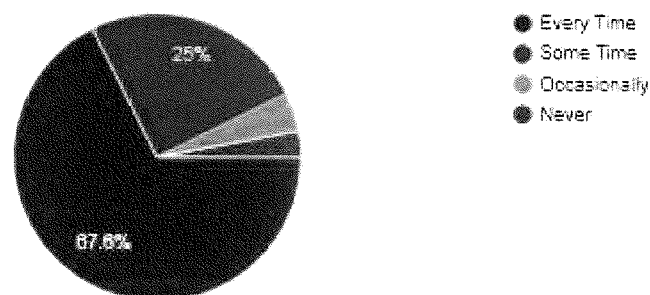
68 responses



7) The teaching method allowed adequate opportunity for student participation and discussion ?

 Copy

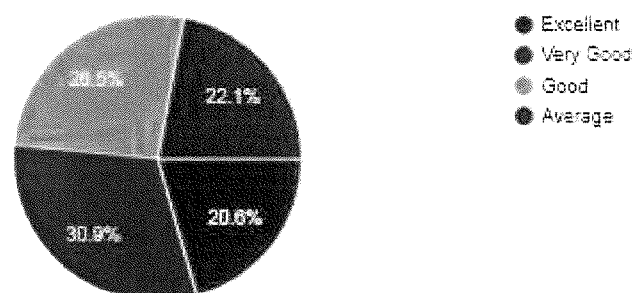
68 responses



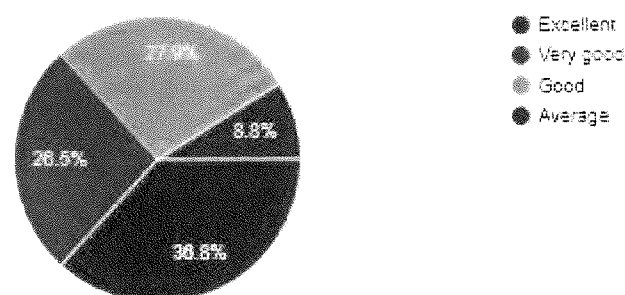
8) Does the Institute provides adequate ICT facilities (Computer, LCD Projects, Internet, Wi-Fi etc ) within campus ?

 Copy

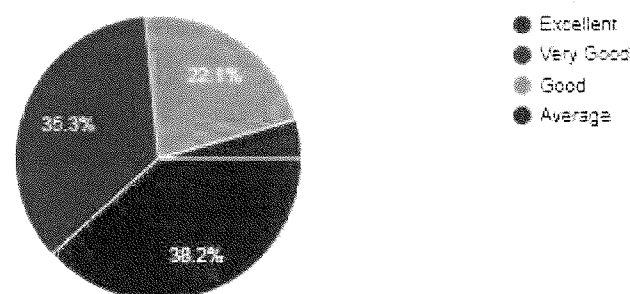
68 responses




10 Copy



10 Copy



Copy



Coax

